







- The approach is described (include technical drawings)
- Tests and evaluations are described
- Time line for the project
- Reference page is included (APA format)

 10  
 10  
 10  
 10  
 10  
 10

Proposal is Approved



Total ~~100~~ 100

The Pastoral Kit Design Brief Grading Rubric (Making and Evaluation)

Prototype is made	0	5	10	15	20	25	30	35	40	
Alterations from proposal are reported in writing						0	5	10		
Refinements of any part, process, or design are made/corrected and noted						0	5	10		
Evaluate per proposal – Data are collected and analyzed						0	5	10	15	20
Final Report (This report is to show proof of pride in your work. It is to include a narrative description of the project, information for how your solution satisfies the criterion, data from the evaluation, reflections for what you could/would do different, and how you hope the kit will be used by consumers. This report is to be accompanied by a packaged Pastoral kit and your assembled prototype and the kit in a package.)								0	20	

Total \_\_\_\_\_